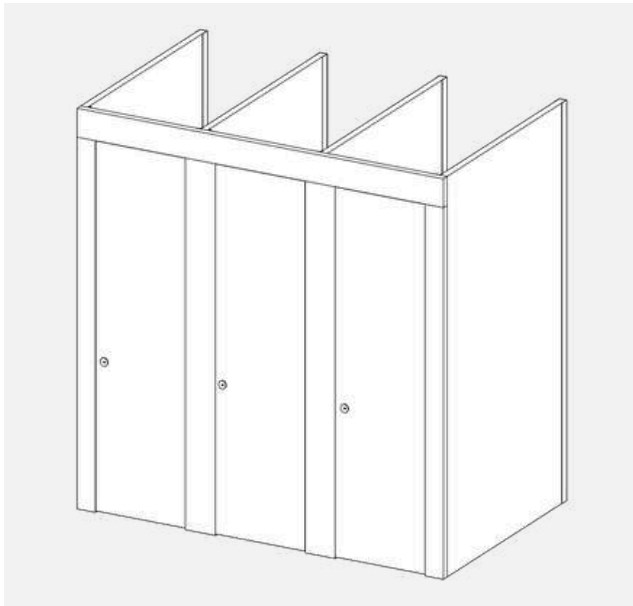


Identity Cubicle System

SPECIFICATION DATA SHEET



A flush-fronted design combining strength, style, and accessibility in one versatile system.

Identity's standout flush-fronted style is ideal for offices, mixed commercial venues, bars, restaurants, leisure centres, spas & resorts, hotels, and beyond.

More than just functional, Identity is a value-engineered alternative to traditional flush-fronted cubicles. By replacing the conventional rebated edge with a precision closing strip, the system achieves its signature minimalist look at a more accessible price point - without compromise on style or longevity.

Available in both standard and premium finishes, the range's flush, streamlined High-Pressure Laminate (HPL) panels create a sophisticated first impression.

At Concept Washroom, we understand the pivotal role washrooms play in enhancing commercial spaces. Our solutions are designed to help specifiers achieve their design objectives, offering invaluable support to architects, designers, and end users in creating optimal washroom environments.



Identity Cubicle System

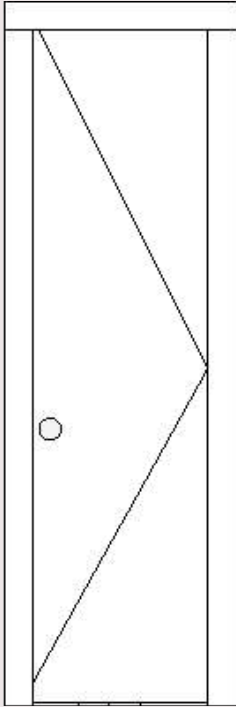
STANDARD SPECIFICATION

Dimensions


Height	Up to 2800mm
Door Width	648mm
Depth	Up to 2000mm (jointed in the middle)
Floor clearance	10mm under doors
Door Opening	650mm

Material

Material Used	19mm HPL
Premium ironmongery	Nickel, Copper Effect, Bronze Effect, Matte Black, Matte Light Grey, and Brass Effect Powder Coated Aluminium



Front Elevation



Side Elevation

Product Specification

- Flush fronted design
- Closing strip replaces rebate
- Anti-fingerprint finish
- Premium ironmongery
- Floor to ceiling door and partition height

Notes

Identity can be adapted to be Approved Document T compliant. Speak to us for more information.

Premium ironmongery options available.

